

### Static and Dynamic Testing Systems for Metals Testing



All ADMET systems come with free U.S. based technical and application support

# Materials Testing Systems

## Static Testing Systems


### eXpert 2600 - Electromechanical

The eXpert 2600 series universal testing machines come in table top and floor standing options with capacities as high as 300kN. When combined with wedge grips, our MTESTQuattro controller and software, and the appropriate extensometers, the eXpert 2600 is ideal for static testing of metals.


These systems configured for the metals industry allow automatic calculation of key parameters such as Peak Load, Ultimate Tensile Strength, Offset Yield, R-Value, N-Value, and Elongation.



eXpert 2600 with extensometer



Extensometer set for metal testing



Wedge grips with axial extensometer



eXpert 1600 with extensometer

### eXpert 1600 - Servohydraulic

The eXpert 1600 servohydraulic testing systems are widely used to test metal products at load capacities up to 600kN. ADMET's easy to use servohydraulic systems provide precision by avoiding compensating for piston friction and operating with highly accurate, self-identifying ADMET load cell technology. The pumping system fits inside the machine table on most models, resulting in a compact design.

Operators may choose either electromechanical or servohydraulic testing systems to perform common metals ASTM testing standards such as:

- A370 - Mechanical Testing of Steel Products
- E8 - Tension Testing of Metallic Materials
- E111 - Young's Modulus, Tangent Modulus, and Chord Modulus Testing
- E646 - Strain-Hardening Exponents (n-Values) of Metallic Sheet Materials

1-800-667-3220



eXpert 1900 with extensometer

## Dynamic Testing Systems

The eXpert 1900 dynamic servohydraulic testing machines perform fatigue testing of metals at forces up to 600kN. These systems allow automatic calculation of key parameters such as number of cycles to failure, maximum load at failure, dynamic modulus, fracture toughness, and more.

eXpert 1900 dynamic machines can be modified to the operator's needs. Customizable features include the separation between columns, the vertical test space, the power stroke, and the location of the piston.

Common ASTM standards performed include:

- ASTM E399
- ASTM E647



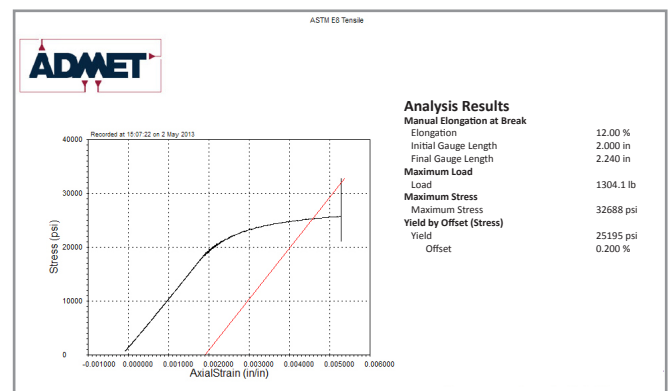
Hydraulic grips for metal bar testing

## Controllers & Software

ADMET's MTESTQuattro controller is a closed-loop servocontrol technology with an industry-leading 1,000 Hz data acquisition rate. eXpert 2600 and eXpert 1600 systems for metals testing come equipped with the MTESTQuattro controller and software. All key test parameters, calculations, and pre-programmed ASTM test methods are included with the standard package. ADMET does not limit the amount of computers the MTESTQuattro software can be installed on.

Furthermore, video extensometers and external data acquisition can be used with MTESTQuattro via shared file access.

Depending on the testing application, the eXpert 1900 dynamic testing systems can be equipped with MTESTQuattro or eP2 Dynamic controller. The MTESTQuattro controller is preferred for performing complex fatigue test methods and offers up to eight data recording input channels, while the eP2 Dynamic Controller is a two channel (Force & Position) closed loop servo controller for performing sinewave cyclic dynamic fatigue tests at frequencies up to 100Hz.



MTESTQuattro sample test report for ASTM E8

**Call (800) 667-3220 to talk to an engineer about your metals testing needs!**



## System Specifications

Model	Electromechanical				Servohydraulic			
	2612	2613	2653	2654	1655	1657	1658	
Load Capacity	lbf	5,625	11,250	11,250	22,500	33,750	67,500	135,000
	kN	25	50	50	100	150	300	600
	kgf	2,500	5,100	5,100	10,200	15,000	30,000	60,000
Maximum Speed	in/min	20	20	20	20	19	13	3.2
	mm/min	508	508	508	508	482	330	81
Minimum Speed	in/min	0.000002	0.000002	0.000002	0.000002	0.001	0.001	0.001
	mm/min	0.00005	0.00005	0.00005	0.00005	0.025	0.025	0.025
Total Crosshead Travel/Stroke <sup>1</sup>	in	46	46	46	45	12	12	12
	mm	1,168	1,168	1,168	1,143	305	305	305
Total Vertical Test Space <sup>2</sup>	in	52	52	51	50	42	42	42
	mm	1,320	1,320	1,295	1,270	1,066	1,066	1,066
Space Between Columns	in	16.8	16.8	22	22	19	19	24
	mm	425	425	558	558	508	508	609

*To see ADMET's full line of products, visit us at [www.ADMET.com](http://www.ADMET.com)*

Model	1911		1912		1954		1956		1958	
	Top Acting	Top Acting	Bottom Acting	Bottom Acting	Bottom Acting	Bottom Acting	Bottom Acting	Bottom Acting	Bottom Acting	
Force Capacity	lbf	2,250	5,620	2,250	5,620	22,500	56,200	134,885	600	60,000
	kN	10	25	10	25	100	250	600	600	60,000
	kgf	1,000	2,500	1,000	2,500	10,000	25,000	60,000	60,000	60,000
Stroke	in	6	6	6	6	6	4	4	4	4
	mm	152.4	152.4	152.4	152.4	152.4	101.6	101.6	101.6	101.6
Maximum Vertical Test Space	in	32	32	48	48	48	60	72	72	72
	mm	812.8	812.8	1,219.2	1,219.2	1,219.2	1,524	1,828.8	1,828.8	1,828.8
Space Between Columns	in	17	17	19	19	19	19	19	19	19
	mm	431.8	431.8	482.6	482.6	482.6	482.6	482.6	482.6	482.6
Overall Height	in	96	96	101.5	101.5	101.5	101.5	107	107	107
	mm	2,438.4	2,438.4	2,578.1	2,578.1	2,578.1	2,578.1	2,717.8	2,717.8	2,717.8
Stiffness	lb/in	$2.7 \times 10^6$	$2.7 \times 10^6$	$3.6 \times 10^6$	$3.6 \times 10^6$	$3.6 \times 10^6$	$3.6 \times 10^6$	$4.5 \times 10^6$	$4.5 \times 10^6$	$4.5 \times 10^6$
	Nm	$472 \times 10^6$	$472 \times 10^6$	$630 \times 10^6$	$630 \times 10^6$	$630 \times 10^6$	$630 \times 10^6$	$788 \times 10^6$	$788 \times 10^6$	$788 \times 10^6$

**Notes:**

- Total crosshead travel is calculated without load cells, grips, and fixtures. Longer strokes can be accommodated by ordering an extended column frame.
- Total Vertical Test Space is the distance from the top surface of the base platen to the bottom surface of the moving crosshead, excluding load cell, grips and fixtures. Larger openings can be accommodated by ordering an extended column frame.

**Load Measurement Accuracy:** +/- 0.5% of reading down to 1/100 of load cell capacity. Meets or exceeds ASTM E4, BSENIS 7500-1: 2004, DIN 51221 and JIS B7721 standards. ADMET self-identifying load cells are offered with all systems.

